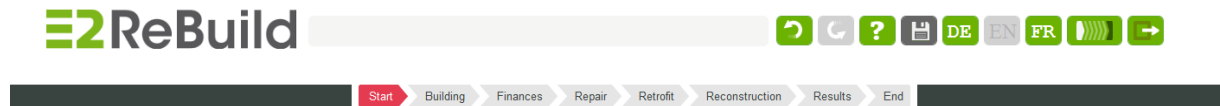


2 Homepage

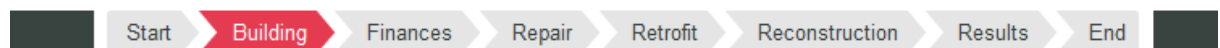
2.1 General Navigation

Head of page



Main navigation buttons

	Back to Homepage of <i>European Retrofit Advisor</i> (on Homepage back to <i>E2ReBuild</i> Homepage)
	Step back / step forward
	Help (opens user manual of actual page)
	Save data (saves your data file if you have registered yourself and you are logged in)
	Language selection: German English French
	Change to Expert Version The “change to expert Version” switches to the more detailed program part that is meant to be used by building professionals. The expert program and the basic program are basically the same program but with a different view on it. The expert program allows changing the full set of parameters and data.
	Leave program, back to Homepage



Basic Program Navigation, allows switching to other pages of basic program version. In red actual position.



Expert Program Navigation, Allows switching to other pages of expert program version. In red actual position.

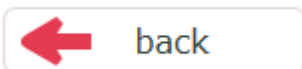


This button allows any time to switch from Basic Program to Expert Program.

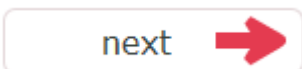


This button allows any time to switch back from Expert Program to Basic Program.

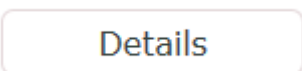
Navigation at page bottom



Changes to previous page



Changes to next page



Changes to Detail Pages. Detail Pages document simulation results in detail. They explain the simulation background and show intermediate results. No input possibility on detail pages!



Closes Detail Page and returns back to input page

2.2 Page content

Input registration and program login

User	Define User name (no format restriction)
Password	Define Password (no format restriction)
Login	Press login for starting program under your own login
Skip	Open program without Login. In this case, you may not save your data or input
Register	Register your Login (User name and Password) before first program use